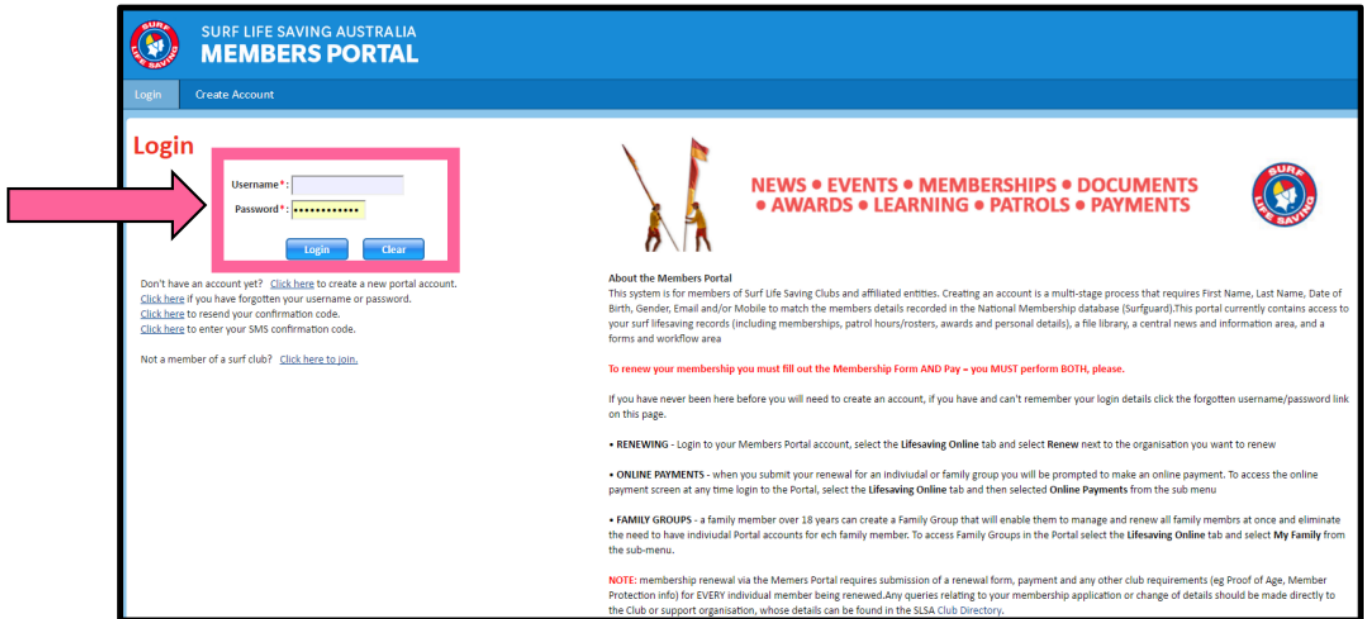


How to Renew your Catho SLSC Registration

Step 1

Log into the Member Portal at <https://portal.sls.com.au>

Using your username and password from last season to log into your membership. If you have forgotten your username or password, use the links below the login buttons.



SURF LIFE SAVING AUSTRALIA MEMBERS PORTAL

Login Create Account

Login

Username*:
Password*:

Login Clear

Don't have an account yet? [Click here](#) to create a new portal account.
[Click here](#) if you have forgotten your username or password.
[Click here](#) to resend your confirmation code.
[Click here](#) to enter your SMS confirmation code.

Not a member of a surf club? [Click here to join.](#)

NEWS • EVENTS • MEMBERSHIPS • DOCUMENTS
• AWARDS • LEARNING • PATROLS • PAYMENTS

About the Members Portal
This system is for members of Surf Life Saving Clubs and affiliated entities. Creating an account is a multi-stage process that requires First Name, Last Name, Date of Birth, Gender, Email and/or Mobile to match the members details recorded in the National Membership database (Surfguard). This portal currently contains access to your surf lifesaving records (including memberships, patrol hours/rosters, awards and personal details), a file library, a central news and information area, and a forms and workflow area

To renew your membership you must fill out the Membership Form AND Pay - you MUST perform BOTH, please.

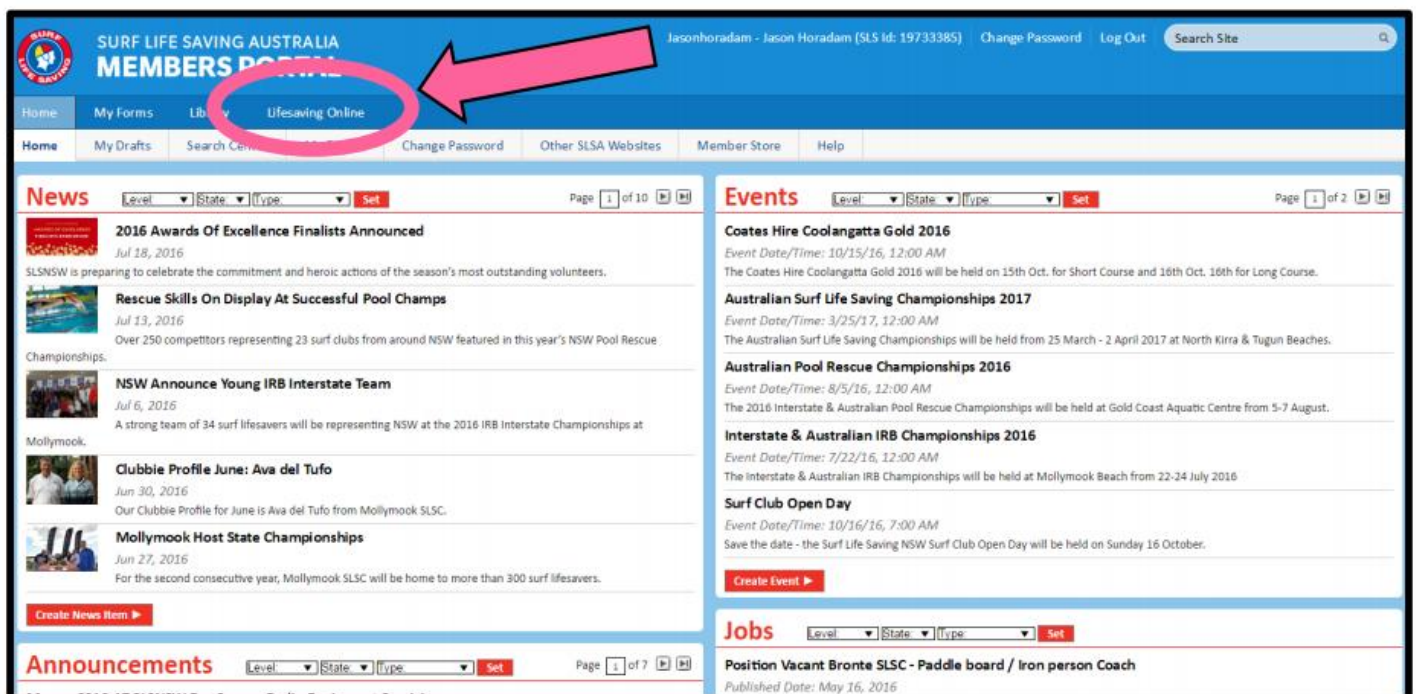
If you have never been here before you will need to create an account, if you have and can't remember your login details click the forgotten username/password link on this page.

- **RENEWING** - Login to your Members Portal account, select the **Lifesaving Online** tab and select **Renew** next to the organisation you want to renew
- **ONLINE PAYMENTS** - when you submit your renewal for an individual or family group you will be prompted to make an online payment. To access the online payment screen at any time login to the Portal, select the **Lifesaving Online** tab and then selected **Online Payments** from the sub menu
- **FAMILY GROUPS** - a family member over 18 years can create a Family Group that will enable them to manage and renew all family members at once and eliminate the need to have individual Portal accounts for each family member. To access Family Groups in the Portal select the **Lifesaving Online** tab and select **My Family** from the sub-menu.

NOTE: membership renewal via the Memers Portal requires submission of a renewal form, payment and any other club requirements (eg Proof of Age, Member Protection info) for EVERY individual member being renewed. Any queries relating to your membership application or change of details should be made directly to the Club or support organisation, whose details can be found in the SLSC Club Directory.

Step 2

Click on 'Life Saving Online' which is on the top right hand side



SURF LIFE SAVING AUSTRALIA MEMBERS PORTAL

Jasonhoradam - Jason Horadam (SLS id: 19733385) Change Password Log Out Search Site

Home My Forms Library **Lifesaving Online**

Home My Drafts Search Change Password Other SLSA Websites Member Store Help

News Level State Type Set Page 1 of 10

- 2016 Awards Of Excellence Finalists Announced**
Jul 18, 2016
SLSNSW is preparing to celebrate the commitment and heroic actions of the season's most outstanding volunteers.
- Rescue Skills On Display At Successful Pool Champs**
Jul 13, 2016
Over 250 competitors representing 23 surf clubs from around NSW featured in this year's NSW Pool Rescue Championships.
- NSW Announce Young IRB Interstate Team**
Jul 6, 2016
A strong team of 34 surf lifesavers will be representing NSW at the 2016 IRB Interstate Championships at Mollymook.
- Clubbie Profile June: Ava del Tufo**
Jun 30, 2016
Our Clubbie Profile for June is Ava del Tufo from Mollymook SLSC.
- Mollymook Host State Championships**
Jun 27, 2016
For the second consecutive year, Mollymook SLSC will be home to more than 300 surf lifesavers.

Create News Item

Announcements Level State Type Set Page 1 of 7

Events Level State Type Set Page 1 of 2

- Coates Hire Coolangatta Gold 2016**
Event Date/Time: 10/15/16, 12:00 AM
The Coates Hire Coolangatta Gold 2016 will be held on 15th Oct. for Short Course and 16th Oct. 16th for Long Course.
- Australian Surf Life Saving Championships 2017**
Event Date/Time: 3/25/17, 12:00 AM
The Australian Surf Life Saving Championships will be held from 25 March - 2 April 2017 at North Kirra & Tugun Beaches.
- Australian Pool Rescue Championships 2016**
Event Date/Time: 8/5/16, 12:00 AM
The 2016 Interstate & Australian Pool Rescue Championships will be held at Gold Coast Aquatic Centre from 5-7 August.
- Interstate & Australian IRB Championships 2016**
Event Date/Time: 7/22/16, 12:00 AM
The interstate & Australian IRB Championships will be held at Mollymook Beach from 22-24 July 2016
- Surf Club Open Day**
Event Date/Time: 10/16/16, 7:00 AM
Save the date - the Surf Life Saving NSW Surf Club Open Day will be held on Sunday 16 October.

Create Event

Jobs Level State Type Set

- Position Vacant Bronte SLSC - Paddle board / Iron person Coach**
Published Date: May 16, 2016

Step 3

Click on 'Renew' button

The screenshot shows the 'MEMBERS PORTAL' interface. At the top, the user is identified as 'Jasonhoradam - Jason Horadam (SLS id: 19733385)' with options for 'Change Password' and 'Log Out'. The navigation menu includes 'Home', 'My Forms', 'Library', and 'Lifesaving Online'. Below this, there are tabs for 'Personal Details', 'My Family', 'Memberships', 'Awards', 'Patrols', 'Courses', 'Requests', and 'Online Payments'. The 'Memberships' section is active, displaying a list of memberships. The first entry is for 'Redhead' with a 'Renew' button highlighted by a pink arrow. Other details for the membership include 'Branch: Redhead', 'State: ...', 'Registered Season: ...', 'Membership Category: ...', 'Competition Rights: ...', 'Competition Age Category: ...', 'Child Protection Completed: ...', and 'Online Payments: ...'. Below the memberships, there is a section for 'ACADEMIES' with 'Surf Life Saving NSW Academy'. A note at the bottom states: 'Surf Club members: Please note that once you request a change to your details or a membership renewal, your request will be sent to the chosen organisation, pending approval. You can not submit a request with another organisation until this pending request is processed.'

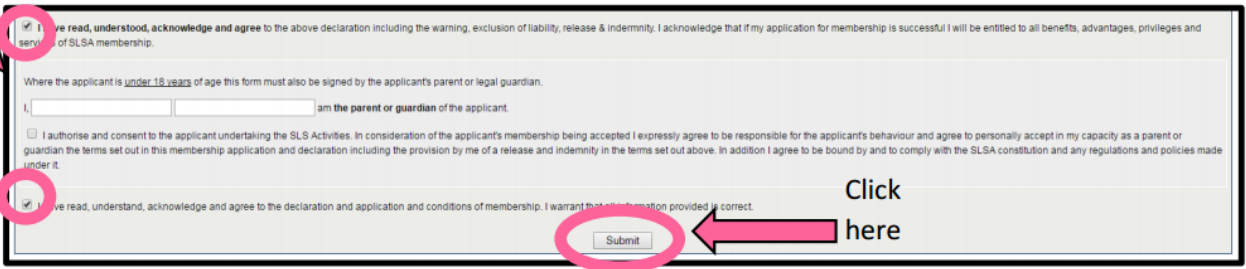
Step 4

Check your details on the membership form that will be displayed.

IMPORTANT: Make sure you have included **BOTH an email address and a contact phone number** or the system will not accept your renewal. You must also provide an **emergency contact and their contact details**. If these are not provided the registration will be delayed.

The screenshot shows the 'Membership Renewal' form. At the top, the user is identified as 'Jasonhoradam - Jason Horadam (SLS id: 19733385)' with options for 'Change Password' and 'Log Out'. The navigation menu includes 'Home', 'My Forms', 'Library', and 'Lifesaving Online'. Below this, there are tabs for 'Personal Details', 'My Family', 'Memberships', 'Awards', 'Patrols', 'Courses', 'Requests', and 'Online Payments'. The 'Memberships' section is active, displaying a 'Membership Renewal' form. The form includes a 'PLEASE NOTE' section with two instructions: '1. First Name, Last Name, Gender, Date of birth, Email Address 1, Home Address and Postal Address are required fields and must be completed. All other fields are optional, but we would appreciate it if you could take the time to complete them.' and '2. If your Date of Birth is incorrect, please contact your organisation of membership to have this updated.' Below the notes, there are fields for 'State: Surf Life Saving NSW', 'Branch: Hunter Branch', 'Club: Redhead', and 'Season: 2016/2017'. The form is divided into sections: 'General Details', 'Personal Information', 'Email Addresses', and 'Home Address'. The 'Personal Information' section includes fields for 'Title', 'First Name', 'Middle Name', 'Last Name', and 'Preferred Name'. The 'Email Addresses' section includes fields for 'Email Address 1' and 'Email Address 2'. The 'Home Address' section includes a field for 'Building Name'.

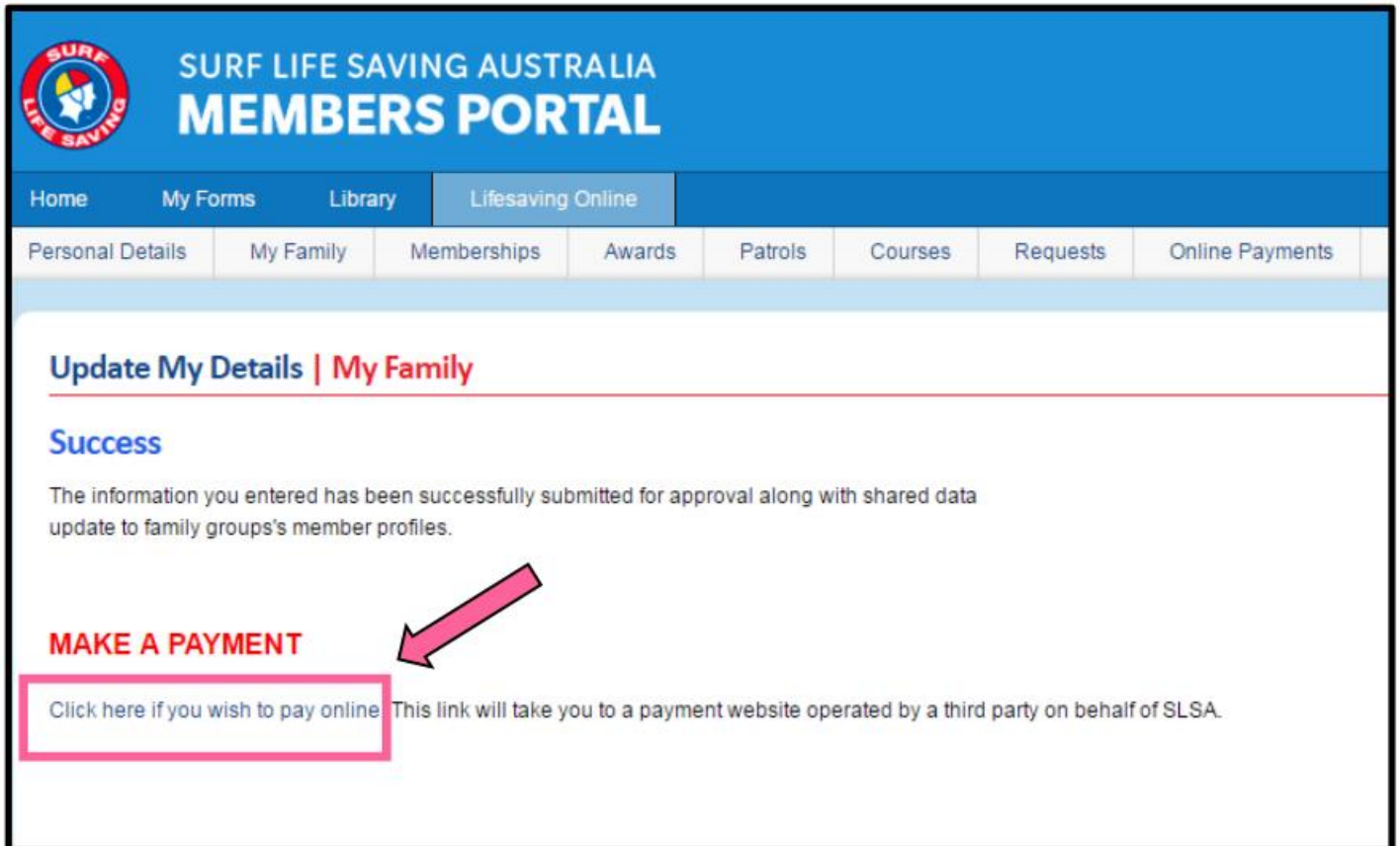
Scroll down to the bottom and tick the necessary boxes.



The screenshot shows a membership declaration form. At the top, there is a checked checkbox with the text: "I have read, understood, acknowledge and agree to the above declaration including the warning, exclusion of liability, release & indemnity. I acknowledge that if my application for membership is successful I will be entitled to all benefits, advantages, privileges and services of SLSA membership." Below this, there is a section for parents/guardians: "Where the applicant is under 18 years of age this form must also be signed by the applicant's parent or legal guardian." This is followed by a text input field and the text "I am the parent or guardian of the applicant." Below that is another unchecked checkbox: "I authorise and consent to the applicant undertaking the SLS Activities. In consideration of the applicant's membership being accepted I expressly agree to be responsible for the applicant's behaviour and agree to personally accept in my capacity as a parent or guardian the terms set out in this membership application and declaration including the provision by me of a release and indemnity in the terms set out above. In addition I agree to be bound by and to comply with the SLSA constitution and any regulations and policies made under it." At the bottom, there is a checked checkbox: "I have read, understand, acknowledge and agree to the declaration and application and conditions of membership. I warrant that the information provided is correct." To the right of this checkbox is a "Submit" button. Annotations include a pink arrow pointing to the top checkbox with the text "Tick here", a pink arrow pointing to the bottom checkbox with the text "Tick here", and a pink arrow pointing to the "Submit" button with the text "Click here".

Step 5

Click on 'Click here if you wish to pay online.'



The screenshot shows the Surf Life Saving Australia Members Portal. The header includes the SLSA logo and the text "SURF LIFE SAVING AUSTRALIA MEMBERS PORTAL". Below the header is a navigation menu with tabs: "Home", "My Forms", "Library", "Lifesaving Online", "Personal Details", "My Family", "Memberships", "Awards", "Patrols", "Courses", "Requests", and "Online Payments". The main content area displays a "Success" message: "The information you entered has been successfully submitted for approval along with shared data update to family groups's member profiles." Below the message is a red heading "MAKE A PAYMENT" and a link: "Click here if you wish to pay online". A pink arrow points to the link, and a pink box highlights the link text. To the right of the link is the text: "This link will take you to a payment website operated by a third party on behalf of SLSA."

If you require assistance to complete your membership contact Senior Registrar, Caitlin
caitlin_catho@hotmail.com or phone 0428 851 233.